


- Step 1: Unscrew the side screws




- Step 2: Unscrew the lower screws and then remove the cover




- Step 3 (a): Hold and press the operation switch from inside



- Step 3 (b): A picture of the operation switch



- Step 3(c): Hold and press the sides of the switch while pushing it out



- Step 3(d): Push the switch out



- Step 4: Pull out the switch



- Step 5: Turn the switch by 180 degree and then push it back in

