



7K Hydraulic Jack Installation and Operation Instructions



HJ-7000A bolt on 7K Hydraulic Jack

Pacific Rim International, LLC
19120 SE 34th Street., Suite 105
Vancouver, WA 98683
Phone: 360-859-3828

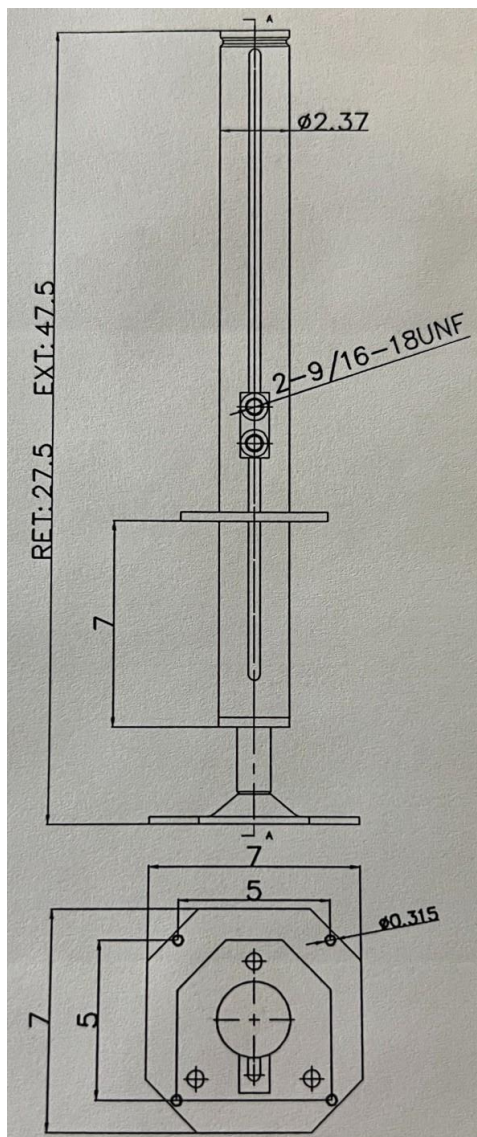
RAM 7K hydraulic jacks are for trailer applications only. They are designed for maximum support of 7,000lb and lift capacity of 7,000lb.

Always load trailer when attached to the tow vehicle.

Pacific Rim International/Pacific Trailer Products is not responsible for damages as a result of improper use, installation and care for product.

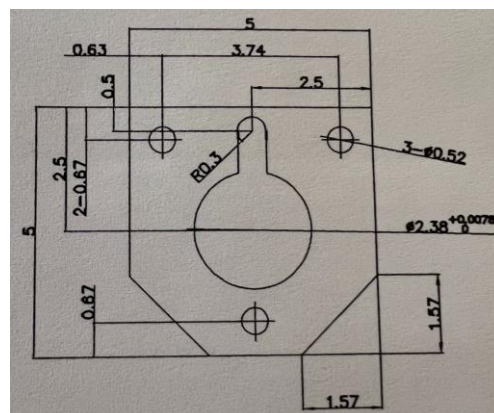
Maximum pump load to not exceed 3200 psi.

Bolt to trailer frame using the mounting bracket locations as it works for your specific application (hardware not included).



All dimensions in are in inches.

Bracket dimensions



General Information

Up body hose is attached to extend port “raising/extending” of hydraulic jack.

Down body hose is attached to retract port “lowering/retracting” of hydraulic jack

When using with a dump trailer hoist system a diverter valve should be used.

Hoses, flow dividers, HPU’s, etc are available and sold separately.

Several complete suggested hydraulic circuits follow below.


Hydraulic Jack Ports

9/16-18 #6 SAE JIC 37 degree flare fitting retract port

9/16-18 #6 SAE JIC 37 degree flare fitting extend port



Single Hydraulic Jack Application



Hydraulic line to run from extend port (lower one) on jack to port A on HPU unit. (Maximum pressure 3200 psi)

RH-FIT38 or RH-FIT38L adaptor fittings between o-ring thread and 37 degree fitting on hose for both port A and B

Hydraulic line to run from retract port (upper one) on jack to port B on HPU unit. (Maximum pressure 1500 psi)

RH-FIT38 or RH-FIT38L adaptor fittings between o-ring thread and 37 degree fitting on hose for both ports



7K Hydraulic Jack Operation and Maintenance

Before operating hydraulic jack, make sure trailer is on a flat/even surface. Make sure that surface is capable of holding the weight of the trailer.

When using jack for the first time, you will need to bleed the hydraulic jack and hoses of any air in the system. Following the bleeding instructions in the (HPU) Hydraulic Power Unit manual.

Do not lubricate tubes on jacks. Lubricant can attract dirt which could affect operation of jack.

We recommend using a *RAM* supplied HPU and control switch / remote pendant. See respective RAM instructions for setup and operation. www.ramtrailerproducts.com

Troubleshooting

If jack is not extending or retracting check the following:

- Make sure all electrical connections are secure and battery is fully charged and grounded.
- Make sure hydraulic fluid is flowing from the HPU unit and through the lines. Check to make sure there are no leaks or pinch points in the hoses and all hydraulic connections are secure.
- If jack retracts after leveled to desired location, check fluid level in the HPU unit and that all hydraulic connections are secure.
- Can also refer to Q&A section on our website.
www.ramtrailerproducts.com