




EJ-3520 model




EJ-3550 model

Electric Jack Replacement Parts

EJ-3520-PSW – Power switch for EJ-3520 model (six flat blades on back of switch) [click here - available at Etrailer](#)



EJ-3550-PSW – Power switch for EJ-3550 model (four flat blades on back of switch)



EJ-3520-LSW – Light switch for EJ-3520 model [click here - available at Etrailer](#)




EJ-3550-LSW – Light switch for EJ-3550 model



EJ-3520-BCP – Black cap for EJ-3520 model (photo shown) Also fits on older style EJ-3550 models like photo on top right of page. [click here - available at Etrailer](#)



EJ-3550-BCP-TD – Black rubber tear drop cap [click here - available at Etrailer](#)



EJ-3520-WCP – White cap for EJ-3520 model



EJ-3550-BCP – Black rubber cap [click here - available at Etrailer](#)



EJ-3520-HARN – Wire harness for EJ-3520 model



EJ-3550-BCV – Black cover for EJ-3550 model (item in left of photo)



EJ-3520-BCV2 – Black bottom cover (item in right of photo) both sold separately

EJ-3520-BCV – Black motor housing and lens for EJ-3520 model [click here - available at Etrailer](#)



EJ-3550-LENS – Light lens only for EJ-3550 model



EJ-3520-WCV – White motor housing and lens for EJ-3520 model [click here - available at Etrailer](#)



EJ-3520-FT – Drop leg for EJ-3520, EJ-3550 and EJ-3575 models [click here - available at Etrailer](#)



EJ-3520-LENS – Light lens only for EJ-3520 model



JFC-PN – Snapper pin for electric jack drop leg above. [click here - available at Etrailer](#)



EJ-3520-LT – Light board for EJ-3520 model [click here - available at Etrailer](#)

Photo to come

EJ-3520-HD – Handle for EJ-3520, EJ-3550 and EJ-3575 models (10mm hex head) [click here - available at Etrailer](#)

